

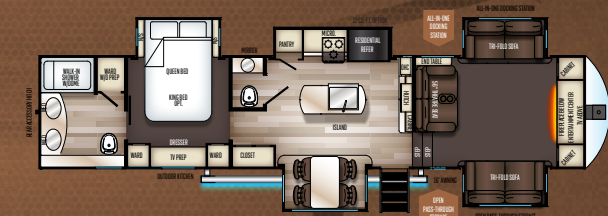
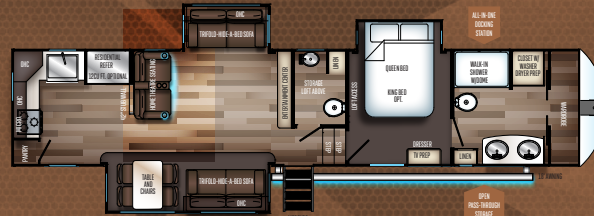
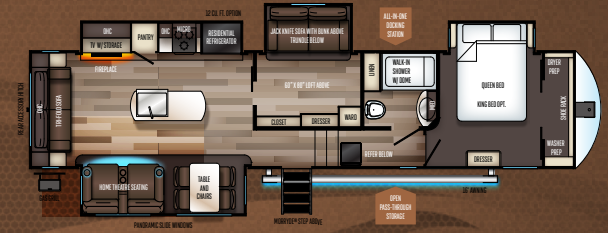
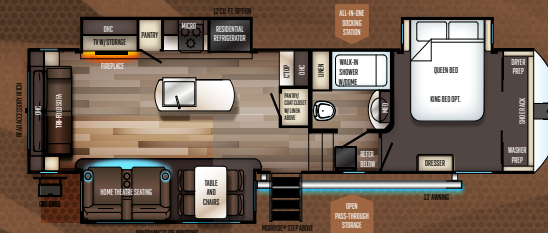
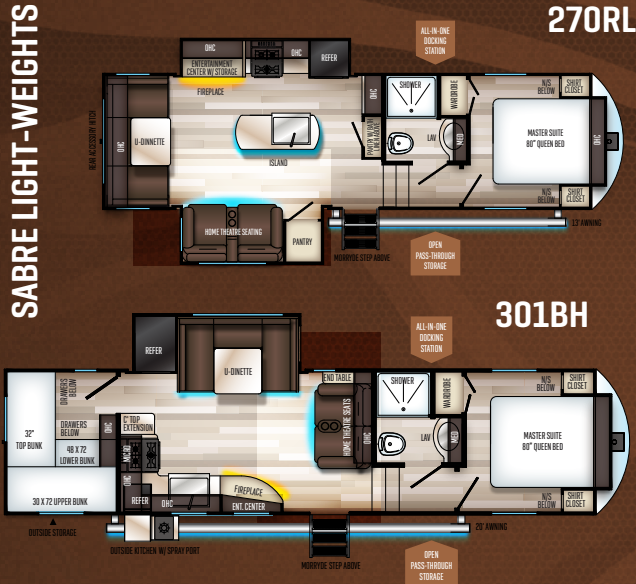


SABRE

FIFTH WHEELS



SABRE LIGHT-WEIGHTS



SABRE LIGHT-WEIGHTS


	270RL	301BH	32DPT	36BHQ	37FBT	37FLH	38RD	38DBQ
HITCH WEIGHT (LB.)	1445 LB.	1670 LB.	1955 LB.	2095 LB.	2100 LB.	2740 LB.	1950 LB.	2030 LB.
UVW (LB.)	7748 LB.	8063 LB.	10058 LB.	11943 LB.	11338 LB.	11683 LB.	12213 LB.	12493 LB.
CCC (LB.)	2247 LB.	1937 LB.	2297 LB.	2472 LB.	3082 LB.	2717 LB.	2057 LB.	2037 LB.
EXTERIOR LENGTH	30' 4"	33' 6"	36' 7"	42' 0"	42' 8"	42' 2"	42' 5"	42' 7"
EXTERIOR HEIGHT	12' 5"	12' 3"	12' 5"	12' 7"	13' 5"	13' 5"	13' 2"	13' 5"
EXTERIOR WIDTH	96"	96"	96"	96"	96"	96"	96"	96"
FRESH WATER (GAL.)	49 GAL.	49 GAL.	49 GAL.	49 GAL.	49 GAL.	49 GAL.	49 GAL.	49 GAL.
GRAY WATER (GAL.)	38 GAL.	76 GAL.	76 GAL.	76 GAL.	76 GAL.	76 GAL.	76 GAL.	114 GAL.
BLACK WATER (GAL.)	38 GAL.	38 GAL.	38 GAL.	38 GAL.	76 GAL.	76 GAL.	38 GAL.	76 GAL.
AWNING SIZE (FT.)	13'	20'	13'	16'	18'	21'	20'	21'

GET MORE!



PRE-DELIVERY INSPECTION FACILITY

20,000 square feet of quality assurance. The bare essentials for a premium product. This state-of-the-art facility gives immediate daily feedback to production for quality assurance in every unit built.



24/7 EMERGENCY ROADSIDE ASSISTANCE WITH VEHICLE PURCHASE*

TOWING
JUMP-STARTS
TIRE CHANGES
FLUID DELIVERY
LOCKOUT
SERVICE

WINCH-OUT
MOBILE MECHANIC
TECHNICAL
SUPPORT
DEALER LOCATOR
SERVICES



*VALID FOR 1 YEAR FROM DATE OF PURCHASE



Learn More
Scan this barcode using
a QR Reader on your
smart phone to learn
more about Forest River.



A Berkshire Hathaway company.

WWW.FORESTRIVERINC.COM/SABRE

All information contained in this brochure is believed to be accurate at the time of publication. However, during the model year, it may be necessary to make revisions and Forest River, Inc., reserves the right to make all such changes without notice, including prices, colors, materials, equipment and specifications as well as the addition of new models and the discontinuance of models shown in this brochure. Therefore, please consult with your Forest River dealer and confirm the existence of any materials, design or specifications that are material to your purchase decision. Litho. U.S.A. FOR 1699 P&W: 2019.09.18

FREE MEMBERSHIP
to Forest River Owners' Group

www.forestriverffrog.com



STANDARDS & OPTIONS

SABRE COBALT PACKAGE

not all items available on all units

- Centralized ONEControl System for Awning, Slides & Lights With Bluetooth Compatibility
- 10 gallon G/E DSI water heater with quick recovery
- 15K BTU Dual Ducted Air Conditioner Ducted with Thermostat
- 2" Rear accessory hitch w/300 lb weight rating
- 20 amp solar prep
- 50 amp detachable marine style power cord with 2nd AC prep
- Adjustable power awning with LED lighting
- Aluminum rims with EZ Lube hubs
- Exterior TV hookup with cable/SAT/110V/LED speakers
- E-Z Maintenance Roof Ladder
- Forced air, heated and enclosed gate valves and underbelly
- Friction Hinge Entry Door
- Generation III electric Auto-Leveling system
- High gloss gelcoat front cap with LED lighting
- Maintenance free heavy duty PVC roof membrane
- MOR/Ryde Quad "Step Above" Entry/Exit Landing
- Rear view camera prep
- Tire Pressure safety sensors
- Universal Docking Station [includes black tank flush and outside shower]
- White Performance Vacuum Bond Laminated Sidewall Construction

- BISTRO KITCHEN PACKAGE *not all items available on all units*
- Black Opal Appliance Accents
- Commercial grade range with glass cover and lower pots/pans drawer
- High rise deluxe pull down kitchen faucet with spring spout
- Radiant under cabinet LED lighting
- Residential fridge and 1000w inverter

- Residential style farm sink with cover
- Solid Surface Kitchen Countertops

ALL INCLUSIVE PACKAGE

not all items available on all units

- "Lock-Tite" wood core cabinetry construction
- AM/FM/CD/DVD multi-media system with Bluetooth
- Ambient uplighting above crown molding in main living area
- Bath skylight
- Cinemax seating with cup holders, heat, massage and back lighting
- Craftsman style barn door hardware with oversized carriage wheel
- Deluxe Zebra Day/Night shades (main living slide)
- Double high output USB Charging Ports (nightstands, bunks, kitchen and end tables)
- Fireplace with remote

- Industry leading, campsite-view, panoramic, slide windows
- Interior/exterior LED lighting throughout
- Large folding entry assist handle
- Large residential size LED TV
- Porcelain stool with water jet assist

AVAILABLE OPTIONS

- 12 cu. ft RV fridge IPO Colossal Camper fridge [31IKT,32DPT,32SKT,38RDP,38DBQ]
- 2nd 15K Air Conditioner Ducted with Thermostat
- 8 Cu. RV Fridge IPO Residential Fridge [261RK,270RL,301BH]
- Booth Dinette ILO FS Table and Four Chairs [31IKT,32DPT,32SKT,38RDP,38DBQ]
- King Bed [31IKT,32DPT,32SKT,38RDP,38DBQ]
- Tri Fold Hide a Bed IPO Jackknife and Trundle Sofa [36BHQ,38DBQ]]

SPECIFICATION DEFINITIONS

GVWR (Gross Vehicle Weight Rating) - is the maximum permissible weight of the unit when fully loaded. It includes all weights, inclusive of all fluids, cargo, optional equipment and accessories. For safety and product performance do NOT exceed the GVWR.

GAWR (Gross Axle Weight Rating) - is the maximum permissible weight, including cargo, fluids, optional equipment and accessories that can be safely supported by a combination of all axles.

UVW (Unloaded Vehicle Weight)* - is the typical weight of the unit as manufactured at the factory. It includes all weight at the unit's axle(s) and tongue or

pin and LP Gas. The UVW does not include cargo, fresh potable water, additional optional equipment or dealer installed accessories.

*Estimated average based on standard build optional equipment.

CCC (Cargo Carrying Capacity)** - is the amount of weight available for fresh potable water, cargo, additional optional equipment and accessories. CCC is equal to GVWR minus UVW. Available CCC should accommodate fresh potable water (8.3 lbs per gallon). Before filling the fresh water tank, empty the black and gray tanks to provide for more cargo capacity.

** Estimated average based on standard build optional equipment

Each Forest River RV is weighed at the manufacturing facility prior to shipping. A label identifying the unloaded vehicle weight of the actual unit and the cargo carrying capacity is applied to every Forest River RV prior to leaving our facilities.

The load capacity of your unit is designated by weight, not by volume, so you cannot necessarily use all available space when loading your unit.

CUSTOMER SATISFACTION



www.ForestRiverBuyLocal.com

YOUR SABRE DEALER